




EMPRESA DE ASEO DE PEREIRA S.A. ESP
BALANCE GENERAL
 AL 31 DE OCTUBRE DE 2016
 (Cifras en miles de pesos)

| COD | 1-ACTIVO | | 2-PASIVO | | 3-PATRIMONIO | | VARIACION | |
|-----------|----------------------------------|-------------------|--------------------|----------------|-------------------|-------------------|------------------|---------------|
| | 2016 | 2015 | 2016 | 2015 | 2016 | 2015 | 2016 | 2015 |
| 11 | CORRIENTE | | CORTO PLAZO | | | | | |
| 1105 | 2,862,698 | 13,522,991 | 1,462,715 | 13,522,991 | 459,975 | 903,966 | (437,091) | -46,40% |
| 1110 | 2,096,426 | 1,288 | 1,288 | 1,288 | 439,280 | 884,023 | (444,743) | -50,31% |
| 12 | 2,096,047 | 1,461,427 | 833,620 | 43,356 | 4,906 | 552 | 4,354 | 788,77% |
| 120106 | 0 | 9,068,244 | -9,068,244 | -100,00% | 73,552 | 75,983 | (2,431) | -3,20% |
| 14 | 714,904 | 2,898,346 | -9,068,244 | -100,00% | 14,830 | 16,514 | (1,684) | -10,20% |
| 1408 | 402,651 | 407,146 | -2,133,442 | -75,33% | - | 2,527 | 2,527 | 0,00% |
| 1422 | 311,132 | 231,219 | -4,495 | -1,10% | 63,134 | 28,476 | 34,658 | 121,71% |
| 1476 | 0 | 2,259,982 | -2,258,861 | -99,95% | - | 447,082 | (447,082) | -100,00% |
| 1480 | 0 | 1,825,279 | -1,825,279 | -100,00% | 241,023 | 276,108 | (35,085) | -12,71% |
| 1475 | 0 | -1,825,279 | -1,825,279 | -100,00% | 41,935 | 41,935 | - | 0,00% |
| 15 | 34,251 | 92,449 | -58,179 | -62,94% | - | - | - | - |
| 1518 | 195,623 | 203,685 | -8,062 | -3,95% | - | - | - | - |
| 1580 | -161,362 | -111,245 | -50,117 | 45,05% | - | - | - | - |
| 19 | 17,107 | 3,246 | 13,861 | 427,02% | 26,695 | 19,043 | 7,652 | 40,18% |
| 1905 | 17,107 | 3,246 | 13,861 | 427,02% | 23,549 | 19,043 | 4,506 | 23,66% |
| | NO CORRIENTE | 12,598,142 | 9,772,369 | 350,80% | 3,146 | - | 3,146 | 100,00% |
| 12 | 153,001 | 151,418 | 1,583 | 1,05% | 11,015,160 | 12,359,239 | (1,384,078) | -11,16% |
| 1207 | 172,896 | 172,896 | 0 | 0,00% | 11,015,160 | 12,359,239 | (1,384,078) | -11,16% |
| 1280 | -19,895 | -21,478 | 1,583 | -7,37% | 596,203 | 254,304 | 341,899 | 134,44% |
| 14 | 67,428 | 0 | 67,428 | 100,00% | 694,449 | 343,992 | 350,457 | 101,89% |
| 1408 | 0 | 0 | 0 | 0,00% | 82,502 | 58,038 | 24,464 | 42,15% |
| 1470 | 87,428 | 0 | 0 | 0,00% | 9,604,506 | 9,602,561 | 1,945 | 0,02% |
| 1475 | 1,724,853 | 0 | 0 | 0,00% | 37,500 | 2,140,344 | (2,102,844) | -96,25% |
| 1480 | -1,724,853 | 0 | 0 | 0,00% | - | - | - | - |
| 15 | 1,362,299 | 1,362,299 | 14,752 | 1,08% | - | - | - | - |
| 1605 | 769,821 | 769,821 | 0 | 0,00% | - | - | - | - |
| 1640 | 649,736 | 649,736 | 0 | 0,00% | - | - | - | - |
| 1655 | 38,250 | 38,882 | 2,368 | 6,19% | - | - | - | - |
| 1660 | 0 | 11,120 | -11,120 | -100,00% | - | - | - | - |
| 1665 | 52,595 | 117,317 | -24,722 | -26,70% | - | - | - | - |
| 1670 | 193,117 | 197,856 | -4,739 | -2,40% | - | - | - | - |
| 1675 | 9,100 | 9,100 | 0 | 0,00% | - | - | - | - |
| 1685 | (357,926) | (381,397) | 23,461 | -6,15% | - | - | - | - |
| 1695 | (47,146) | (47,146) | 0 | 0,00% | - | - | - | - |
| 19 | 10,990,166 | 1,272,056 | 9,718,110 | 763,97% | 1,699,015 | 1,242,868 | 456,120 | 36,70% |
| 1901 | 9,643,356 | 1,272,056 | 9,718,110 | 763,97% | 735,370 | 276,592 | 458,788 | 165,89% |
| 1926 | - | - | 9,643,356 | 100,00% | -802,213 | -802,213 | 0 | 0,00% |
| 1970 | - | - | 0 | 0,00% | 1,188,705 | 1,170,367 | 18,338 | 1,57% |
| 1910 | 206,002 | 130,598 | 75,404 | 57,74% | 312,828 | 312,828 | 0 | 0,00% |
| 1975 | 1,149 | 10,610 | -9,461 | -89,17% | - | - | - | - |
| 1999 | (49,046) | (39,519) | 9,527 | 24,11% | - | - | - | - |
| | 1,188,705 | 1,170,367 | 18,338 | 1,57% | - | - | - | - |
| 8 | 15,420,840 | 16,308,764 | (887,924) | -5,44% | 15,420,840 | 16,308,764 | (887,924) | -5,44% |
| 81 | 2,324,158 | 669,834 | 1,654,324 | 247,08% | 0 | 0 | 0 | 0,00% |
| 89 | 2,091,982 | 669,834 | 1,422,148 | 213,81% | 5,231,084 | 2,803,494 | 2,327,590 | 80,17% |
| | TOTAL PASIVO Y PATRIMONIO | 15,420,840 | (887,924) | -5,44% | 15,420,840 | 16,308,764 | (887,924) | -5,44% |
| 9 | 0 | 0 | 0 | 0,00% | 0 | 0 | 0 | 0,00% |
| 91 | 2,324,158 | 669,834 | 1,654,324 | 247,08% | 5,231,084 | 2,803,494 | 2,327,590 | 80,17% |
| 99 | 0 | 0 | 0 | 0,00% | 0 | 0 | 0 | 0,00% |


MANUEL JOSE GOMEZ ROBLEDO
 Representante Legal


GUILLERMO GOMEZ AGUIRRE
 Revisor Fiscal
 T.P. 857.10-T
 Contadores y Consultores MB Asociados SAS


ANA MARIA VELASQUEZ OIRO
 Contador Publico
 T.P. 105870-T

Note: Estados Financieros preparados bajo el plan general de contabilidad publica precedente V 2007.